










# Nockenschalter

## Technische Informationen Schaltprogramme







### Umschalter mit Nullstellung und Rückzug

Ausführung	Schaltzonen	Kontakte	Ident-Nr.	Ident-Nr. mit Beschriftung
<b>einseitiger Rückzug nach 0</b>				
1-polig	1	2	<b>61364.</b>	 <b>61...-</b>
2-polig	2	4	<b>61365.</b>	
3-polig	3	6	<b>61369.</b>	

### Umschalter ohne Nullstellung

Ausführung	Schaltzonen	Kontakte	Ident-Nr.	Ident-Nr. mit Beschriftung
1-polig	1	2	<b>61037.</b>	     <b>61...-</b> <b>61...A</b> <b>61...B</b> <b>61...C</b> <b>61...D</b> <b>61...E</b>
2-polig	2	4	<b>61038.</b>	
3-polig	3	6	<b>61039.</b>	
4-polig	4	8	<b>61040.</b>	
5-polig	5	10	<b>61041.</b>	
6-polig	6	12	<b>61042.</b>	
7-polig	7	14	<b>61043.</b>	   <b>61...F</b> <b>61...H</b> <b>61...I</b>
8-polig	8	16	<b>61044.</b>	
9-polig	9	18	<b>61045.</b>	
10-polig	10	20	<b>61046.</b>	
11-polig	11	22	<b>61047.</b>	
12-polig	12	24	<b>61048.</b>	
getrennte Kontakte				
1-polig	1	2	<b>61637.</b>	
2-polig	2	4	<b>61638.</b>	
3-polig	3	6	<b>61639.</b>	
4-polig	4	8	<b>61640.</b>	
überlappende Kontakte				
1-polig	1	2	<b>61737.</b>	
2-polig	2	4	<b>61738.</b>	
3-polig	3	6	<b>61739.</b>	
4-polig	4	8	<b>61740.</b>	

### Umschalter ohne Nullstellung mit Rückzug

Ausführung	Schaltzonen	Kontakte	Ident-Nr.	Ident-Nr. mit Beschriftung
<b>Rückzug nach links</b>				
1-polig	1	2	<b>61371.</b>	      <b>61...-</b> <b>61...A</b> <b>61...B</b> <b>61...C</b> <b>61...D</b> <b>61...E</b>
2-polig	2	4	<b>61372.</b>	
3-polig	3	6	<b>61373.</b>	
getrennte Kontakte				
1-polig	1	2	<b>61771.</b>	